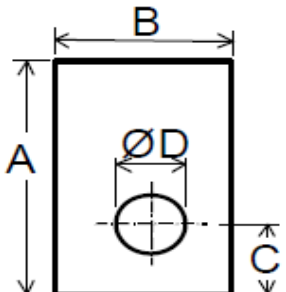
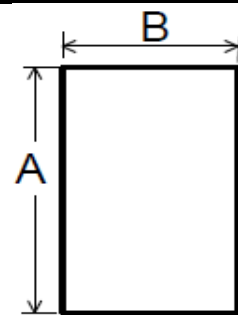
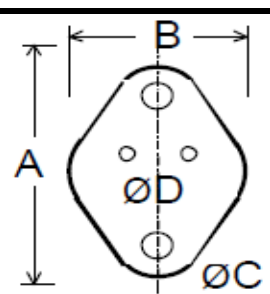
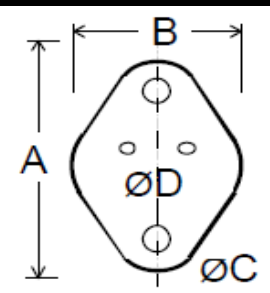


## Размеры подложек под стандартные корпуса

Корпус	Размеры							Чертеж
	A	B	C	D	E	F	G	
TO - 126 - 1	12,0	10,0	5,5	3,1				
TO - 126 - 2	12,0	8,0	4,5	3,2				
TO - 218 - 1	22,0	18,0	7,0	4,0				
TO - 218 - 2	32,0	23,0	7,0	3,0				
TO - 220 - 0	15,0	9,0	4,5	3,0				
TO - 220 - 1	19,0	14,0	4,8	3,7				
TO - 220 - 2	19,0	14,0	5,0	3,1				
TO - 220 - 3	18,0	12,0	4,5	3,0				
TO - 220 - 4	18,0	13,0	4,5	3,0				
TO - 220 - 5	23,0	18,0	7,0	4,0				
TO - 220 - 6	21,0	16,0	4,0	3,1				
TO - 220 - 7	20,0	18,0	7,0	3,0				
TO - 220 - 68	28,7	16,0	23,6	3,7				
TO - 220 - 8	19,0	10,0	4,0	3,5				
TO - 247 - 1	28,0	23,0	18,0	3,2				
TO - 247 - 2	32,0	23,0	7,0	3,0				
TO - 264 - 0	28,5	19,5	6,5	3,5				

TO - 220 o. L.	19,0	14,0						
TO - 220 o. L.	25,0	20,0						
TO - 220 o. L.	28,0	25,0						
TO - 220 o. L.	30,0	25,0						
TO - 220 o. L.	34,0	27,0						
TO - 220 o. L.	25,0	15,0						
TO - 220 o. L.	25,0	18,0						
TO - 220 o. L.	30,0	20,0						
TO - 220 o. L.	16,0	21,0						

								
TO - 66	35,0	21,0	3,6	1,6				

								
TO - 3	42,0	29,0	4,2	1,6	30,0	17,0	11,0	
TO 3-86	39,0	26,5	4,0	2,0				

TO 3 P	20,5	17,5	3,1					

TO P 3	22,0	16,5	16,5	3,6				

TO - 36	12,0	10,0	5,5	3,1				

DO 4	16,0	5,0						
DO 5	25,4	6,6						

TO - 218 - 3	22,0	20,0	16,0	3,9				